



USER INSTRUCTIONS

BEAST DRIVING LIGHTS

BEAST230X1 (Single Pack)

BEAST230PK (Twin Pack)

The logo consists of a horizontal yellow bar above the words "Light FORCE" in a black, cursive font. The word "Light" is in a smaller font size than "FORCE".

Light FORCE®

BEAST LED Driving Lights - Pair

Part Number: BEAST230PK

TWIN PACK

KIT CONTENTS:

- 2 x BEAST 230mm LED Driving Lights
- 2 x Clear filters with Lightforce logo
- 2 x Bonus filters with Lightforce logo
- 2 x Reversible mounting brackets (fitted loose to light)
- 4 x M10 x 35mm stainless steel hex bolts with washers and nyloc nuts (side bolts fitted to lights)
- 2 x M10 x 35mm stainless steel hex bolts with washers and nyloc nuts (fitted to brackets for mounting)
- 2 x 4 pin waterproof harness adaptors
- 1 x User Instructions.

BEAST LED Driving Light - Single

Part Number: BEAST230X1

SINGLE PACK

KIT CONTENTS:

- 1 x BEAST 230mm LED Driving Light
- 1 x Clear filter with Lightforce logo
- 1 x Bonus filter with Lightforce logo
- 1 x Reversible mounting bracket (fitted loose to light)
- 2 x M10 x 35mm stainless steel hex bolts with washers and nyloc nuts (side bolts fitted to light)
- 1 x M10 x 35mm stainless steel hex bolt with washer and nyloc nut (fitted to bracket for mounting)
- 1 x 4 pin waterproof harness adaptor
- 1 x User Instructions.

General Care and Safety Tips

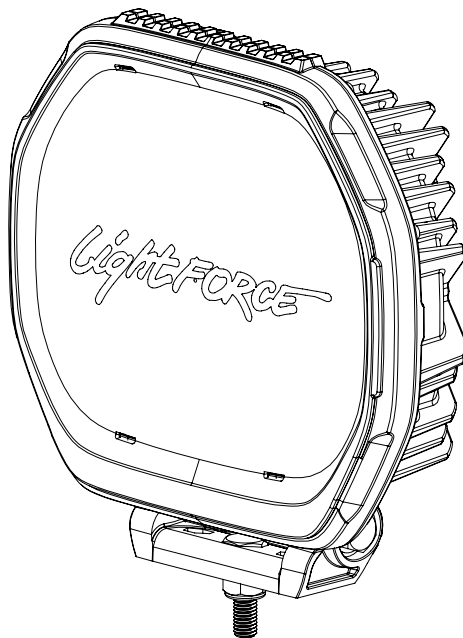
To wash your lights, use plenty of warm soapy water and a soft cloth only (this prevents surfaces from marking). Never use any solvent based cleaners or industrial detergents when cleaning these lights, as permanent damage may occur.

Personal Safety Warning

High intensity light source. Do not look directly into the light during operation, eye injury may result.

TOOLS REQUIRED

- 17mm socket on ratchet
- Torque wrench.

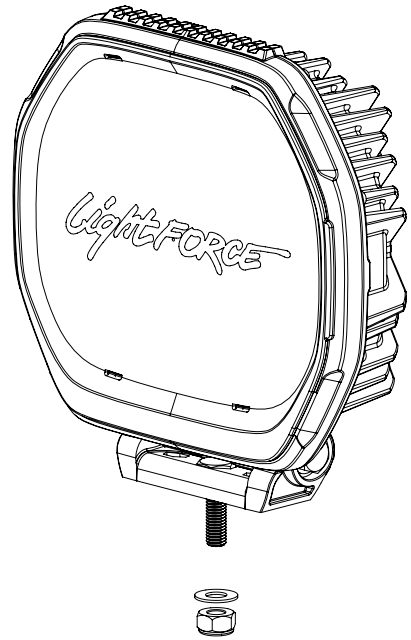


Important Notes

1. Before fitting the stainless steel hardware, apply a small amount of anti-seize to the thread of the 35mm mounting bolts.
2. Mounting points vary in design and load capacity. Ensure the light is within manufacturers recommended weight specifications before fitment.
3. Failure to correctly mount light may cause damage to light and vehicle.

Mounting Brackets

1. Remove nyloc nut and M10 washer from M10 x 35mm bolt attached to the bottom of mounting bracket
2. Locate the bracket in a suitable position using the M10 x 35mm bolt. It is recommended that the base area of the mounting bracket is totally supported
3. Align light to preferred driving position
4. Fit the washer and M10 nyloc nut then tighten using a 17mm socket & ratchet to specified torque (35Nm). Do not use rattle guns.
5. Tighten 2 x M10 x 35 side bolts to recommended torque (35Nm).

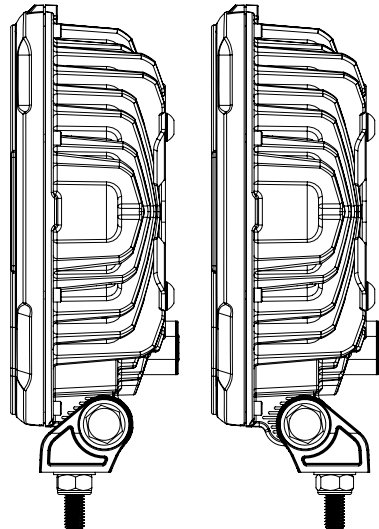


Alternate Mounting Position

The BEAST mounting bracket can be rotated 180 degrees for additional clearance for fitment option.

NOTE When lights are used in extreme environments periodically recheck torque of mounting bolts and nuts.


WARNING Only mount driving lights in locations where they are legal to use. Please check local laws.



WARNING: For maximum performance with full BEAST functionality and safety, we recommend the use of the BEAST Lightforce Harness #LFDLHBEAST-U. The LFDLHBEAST-U is supplied with the Smart Rocker Switch, which allows for a seamless 3-mode beam installation.


Electrical Connections

For generic harness applications, 4-pin harness adapters are included. The Smart Rocker Switch can be purchased separately (#LFSWTY2BST-BG) along with a range of OEM sized switches for popular vehicle models. Scan the QR code to view the range of BEAST switches. If opting to use a third-party switch or two separate switches, one latching output and one non-latching output will be required. The non latching output should be connected to the grey mode change wire on the BEAST harness adaptors. Please see the harness requirements table (pg.6) for a detailed guide.

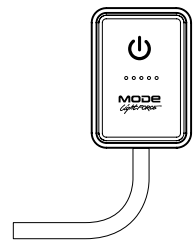


SCAN to view the range of BEAST OEM Switches

NOTE: Your BEAST Driving Lights can be set to factory ON/OFF BEAST Mode when by connecting the orange and grey wires to 12V – 24V positive power source, and the black wire to a suitable ground location. The wiring for the orange and black wires must meet the specifications given in the harness requirements table (pg.6).



BEAST 4 Pin Harness Adapter. (#LFDLHBEAST-U)



BEAST Smart Rocker Switch
#LFSWTY2BST-BG.

WARNING: Improper installation of the connector will affect the reliability and operation of your lights.

Harness Requirements

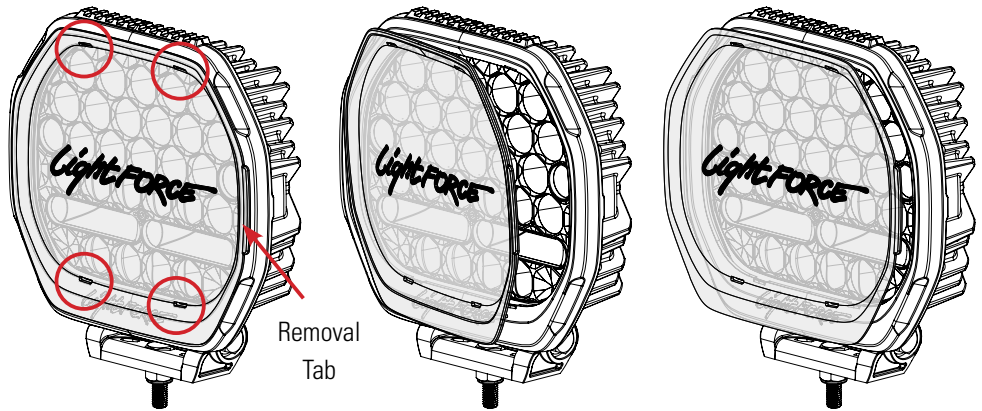
Wire Colour	Function	Vehicle Connection	Electrical Requirements (Per light)	Operational Requirements
Orange	Positive Power Input	Positive output wire on relay.	12V – 24V, 13/6 amps, must be fused. See below table for minimum wire gauge.	Provides positive power to light to operate in full intensity mode.
Black	Negative/ Ground	Battery/vehicle negative.	13/6 amps. See below table for minimum wire gauge.	Provides negative connection to light, used for full power and DRL.
Blue	Daytime Running Light (DRL)	Positive power ignition switched source.	12V – 24V, less than 1 amp, must be fused.	Provides positive power to light to operate in DRL mode. Must switch off when vehicle lights switch on (Park, Low / High Beam)
Grey	Mode Change Input	Mode switch positive output	12V – 24V, less than 1 amp, must be fused.	Provides active high signal from momentary switch to light, to trigger mode change.

Wiring Requirements

Wire Length	<2.5m	2.5-4m	4-7m	7-10m
12V Installation	12 AWG (4mm ²)	10 AWG (6mm ²)	8 AWG (8mm ²)	6 AWG (16mm ²)
24V Installation	16 AWG (1.5mm ²)	14 AWG (2.5mm ²)	12 AWG (4mm ²)	10 AWG (6mm ²)

BEAST LED Filter Removal

- Filter is held in place by 2 clips at the top and 2 clips at the bottom.
- Using removal tab at right of light, pull filter away from bezel releasing the clips.
- The filter will pop away from the light.



BEAST Filter Refitting

Filters have 2 locating clips at the top and 2 locking clips at the bottom

- Push filter onto bezel using filter tab until both top and bottom clips are engaged.
- Ensure the filter is flush against the bezel to ensure all clips are correctly engaged.

BEAST

Technical Specifications

(PER LIGHT - SPOT / FLOOD / BEAST MODE)

- Current draw @ 13.2V: 11.2 / 6.5 / 13Amps
- Input power @ 13.2V: 148 / 86 / 172W
- Raw lumens: 16,496 / 11,025 / 19,956lm
- Effective lumens: 10,275 / 7,826 / 13,269lm
- Candela: 1,105,100 / 302,740 / 945,300cd
- Colour temperature: 5700 / 5400 / 5700K
- LED lifespan: 50,000 hours
- Operating temperature: -40°C / -40°F to 85°C / 185°F
- Input voltage range: 11 – 32V
- Weight including bracket: 2.2kg / 4.9lb

NOTE: For additional specifications about the full range of BEAST Modes of Operation, visit au.lightforce.com

Fastener Torque Specifications

- M10 x 35mm bottom and side mount bolt
- 35Nm (26lb-ft)

*CISPR25 is the internationally recognised standard covering allowable limits of electromagnetic radiated and conducted interference for components installed in vehicles.

Independently tested in approved NATA laboratory. National Association of Testing Authorities Accredited, Australia 2016.
Photometric testing performed by Australian Photometry and Radiometry Laboratory Huntingdale VIC October 2023

BEAST

Features

- 36 x OSRAM LEDs
- 3 Mode Operation: Spot / Flood / BEAST
- Daytime Running Light (DRL)
- CISPR25* compliant reducing radio frequency interference
- Cast aluminium housing and bezel
- Hard-wearing UV stable powder coat finish
- Reverse polarity voltage protection
- High current waterproof connectors
- IP69K rated to protect against moisture / contaminant ingress
- Genuine Gore® waterproof membrane with mechanical seal
- Thermal overload protection
- Impact resistant polycarbonate filter

BEAST

Driving Light Filters

Durable polycarbonate covers are optional on the BEAST Driving Light. They are capable of absorbing road grime and bombardment for many years however they are not required to ensure the impact resistance of the driving light. These replaceable covers should be renewed from time to time to protect your investment and maintain maximum beam output. Your BEAST lights come standard with clear filters and either "bonus" black covers or "bonus" amber filters. (The black covers require the DRL function to be connected if you wish to have the Lightforce logo illuminated)



BEAST Black Cover (# F230BEASTBC)
or BEAST Amber Spot Filter (#F230BEASTSA)
(Included in kit)

Black covers require removal for
driving light functionality



BEAST Clear Spot Filter (# F230BEASTSC)
(Included in kit)

Use these filters when ultimate
lighting performance is your priority

Accessories

For more information about BEAST Clip On Filters visit lightforce.com

PRODUCT PORTFOLIO

Part Number	Description
Lights	
BEAST230X1	BEAST 230mm LED Driving Light - single
BEAST230PK	BEAST 230mm LED Driving Light pack- pair
Accessories	
F230BEASTSC	BEAST 230mm Spot Clear Filter
F230BEASTSA	BEAST 230mm Spot Amber Filter
F230BEASTBC	BEAST 230mm Black Cover
LFDLHBEAST-U	BEAST 230mm 12V Wiring Harness Kit - Universal
ATNSG2	BEAST 230mm Driving Lights Anti-theft Kit
LFSWTY2BST-BG	BEAST Driving Light Smart Switch

Note: To find out more about the full range of BEAST Driving Lights and accessories, including dedicated vehicle specific installation wiring kits, visit the Lightforce BEAST product page at au.lightforce.com

WARRANTY CONDITIONS FOR AUSTRALIA

“Lightforce” means Lightforce Australia Pty Ltd
ABN 54 069 439 774 Address: 11 Manton Street,
Hindmarsh, SA, 5007. Telephone: +61 8 8440 0888.
Email Address: sales@lightforce.com

“Lightforce Affiliates” means Lightforce, Lightforce related bodies corporate (within the meaning of the Corporations Act 2001), and their respective employees, officers, agents, and contractors.

“Warranty Period” means:

Lightforce products claimed for repair or replacement under the conditions of a defect in materials or workmanship within normal use and conditions, are valid for the time period of five (5) years from the date of purchase; except accessories, switches, made-to-order items, custom built items, brackets, fascia and harness, bulbs, batteries and mounts which is one (1) year from the original date of purchase specified on your sales receipt or invoice.

Only Lightforce products and parts which remain unaltered from their factory supplied design are eligible for warranty. Modifications made to the product, any collision or impact damage of any kind, product tampered in any manner, including poor installation will void warranty.

REPAIR OR REPLACEMENT OF A PRODUCT OR PARTS:

A replacement product or part is warranted for the balance of the period remaining on the original product contract. A warranty replacement/repair does not constitute a new warranty period of (5) years or (1) year whichever is the correct warranty period. Products and parts presented for repair or replacement may be replaced by products of the same type, or superseding designs.

Goods presented for repair may be replaced by refurbished goods of the same type rather than being repaired. Refurbished parts may be used to repair the goods.

MAKING A CLAIM:

Under this warranty and unless Lightforce otherwise agrees in writing, you bear the cost of claiming under this warranty, Lightforce will however, bear the reasonable cost of transporting the product to Lightforce and returning the product to you.

Lightforce must assess warranty claims before a claim can be granted unless otherwise arranged for and by Lightforce.

To make a claim you will need;

- The receipt of purchase or similar proof AND
- The product being claimed for AND
- Have registered the claim with Lightforce by;

Calling **1800 03 03 08** and speaking with a warranty support officer OR

By emailing **support@lightforce.com**

A support officer will raise a case number and provide you with any necessary labelling and freight paperwork to process the claim.

USE OF PERSONAL INFORMATION:

This warranty will not apply if you do not supply to us or to our Lightforce Affiliates information that we reasonably request to enable us to perform our obligations under this warranty. You have the right to access your personal contact information and request correction of any errors in it pursuant to the Privacy Act 1988 by contacting Lightforce.

STATUTORY RIGHTS:

Our goods come with guarantees that cannot be excluded under the Australian Consumer Law. You are entitled to a replacement or refund for a major failure and compensation for any other reasonably foreseeable loss or damage. You are also entitled to have the goods repaired or replaced if the goods fail to be of acceptable quality and the failure does not amount to a major failure.

LIMITATION OF LIABILITY:

1. Where permitted, or not prohibited, under any law, including under the Australian Consumer Law, Lightforce and Lightforce Affiliates' liability in respect of any defect in materials or workmanship or in respect of a product which is not otherwise of acceptable quality (within the meaning of the Australian Consumer Law), is limited at the option of Lightforce, to:
 - a. The replacement or repair of the product,
 - b. The payment of the cost of replacing or repairing the product; or
 - c. The payment of the cost of acquiring an equivalent product.

2. Accordingly, to the extent permitted or not prohibited under any law (including the Australian Consumer Law):
 - a. neither Lightforce nor any Lightforce Affiliates are liable under any circumstances (including in contract, negligence or other tort, or under any other legal doctrine) for third party claims against you for damages; special, incidental, punitive, indirect or consequential damages, including but not limited to lost profits, business revenue, goodwill or anticipated savings; and
 - b. in no case does the total liability of Lightforce, Lightforce Affiliates, or their respective suppliers, resellers or service providers to any person for damages from any cause (including in contract, negligence or other tort, or under any other legal doctrine), in connection with the supply of a product exceed the lesser of the actual direct damages of that person and the amount paid for the product by that person.

The foregoing limitations do not apply to damages for bodily injury (including death), damage to real property or damage to tangible personal property for which Lightforce is liable under any non-excludable law.



For warranty information and to register your product for warranty purposes, visit lightforce.com/warranty

LIGHTFORCE AUSTRALIA PTY LTD

11 Manton Street, Hindmarsh SA 5007 Australia
www.lightforce.com • Email: sales@lightforce.com
Australia Telephone: 1800 030 308 | Fax: 08 8346 0504
International Telephone: +61 8 8440 0888 | Fax: +61 8 8346 0504

All logos and images are subject to relevant trademark and copyright protection. Copyright © Lightforce Australia Pty Ltd 2024. Data and specifications may be subject to change without notice. Lightforce Australia Pty Ltd shall not be liable for damage, malfunction, failure resulting from accident, misuse, misapplication, unauthorised repair, neglect, modification, unauthorised or non standard replacement parts, accessories, bulbs, batteries or voltage or operation of the product beyond its technical and or environmental specification.

LFUSERBEAST-V5